

## HA 33 JE



- 140° (+70°/-70°) fly jib range of motion.
- 22 ft outreach.
- 6 ft 6 in stowed height.
- 4 ft 5 in width.
- Full electric drive.
- 12 hrs operating autonomy.



## The Haulotte® advantages

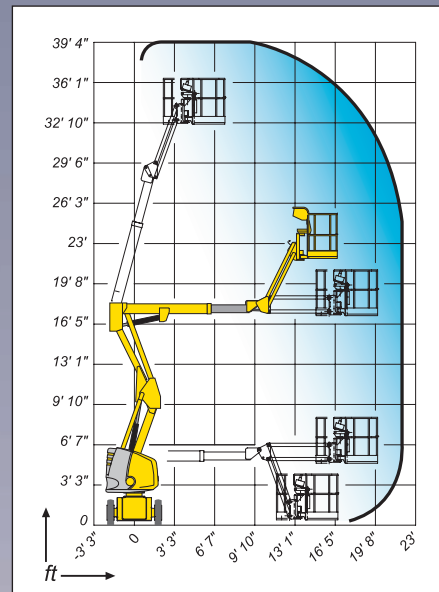
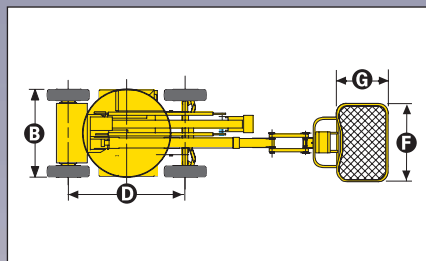
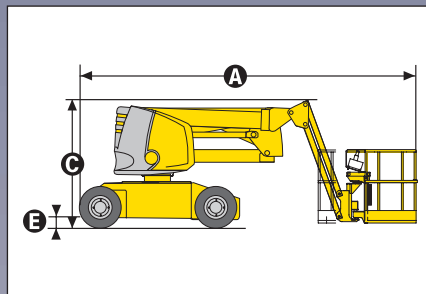
- Electric drive
- Turret rotation 355°
- Stowed height 6 ft 6 in for easy travel through door ways
- Short turning radius 9 ft 4 in and width 4 ft 5 in allows operation in the most congested areas
- Full proportional control
- Robust, reliable and easy to maintain

## STANDARD FEATURES

- Traction batteries 360 Ah
- Battery charge indicator
- Battery charger 48 V - 50 A
- Sensitive control box
- Tilt alarm
- Simple uncomplicated operational controls
- Solid non marking tires
- Safe outside use in winds up to 28 mph
- Hourmeter
- Slewing block pin
- Towing hooks / lifting eyes
- Emergency lowering system
- 110 V outlet
- Charger 110 V

## OPTIONS & ACCESSORIES

- Flashing light
- Work light
- Travel alarm
- Centralized battery filling kit
- Water proof batteries
- Air line to platform



## SPECIFICATIONS

Working Height	38 ft 10 in
Platform Height	32 ft 10 in
Maximum outreach	22 ft
Up and over height	17 ft 3 in
Platform Capacity	507 lb
Fly jib range motion	140° (+70°/-70°)
<b>A</b> Length	17 ft 3 in
<b>B</b> Width	4 ft 5 in
<b>C</b> Stowed Height	6 ft 6 in
<b>D</b> Wheelbase	5 ft 11 in
<b>G</b> Ground Clearance	6 in
<b>F</b> x <b>G</b> Platform size	47 in x 32 in
Tailswing	0
Drive speed	0.4 - 2.7 mph
Outside turning radius	9 ft 4 in
Turntable rotation	355°
Hydraulic platform rotation	+80° / -90°
Energy	48 V (6 x 8 V Batteries 360 Ah)
Gradeability	25 %
Solid tires	23 x 10 x 12
Hydraulic tank	8 gal
Total weight	13,010 lb

ANSI/SIA A92.5 and CSA/B354-4 Standards Compliance

